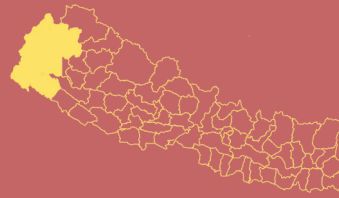



Factsheet on Women Nepal, Province 7 – Sudurpaschim



9 Districts
16 House of Representative Constituencies
32 Provincial Constituencies
88 Local bodies
734 Wards

Source: Ministry of Federal Affairs and General Administration, Election Commission of Nepal



Female headed-households ¹

District	Number of households	Percentage
Kailali	35,129	25%
Doti	14,874	36%
Kanchanpur	21,561	26%
Dadeldhura	7,824	29%
Baitadi	9,475	21%
Darchula	4,553	18%
Bajhang	8,445	25%
Bajura	5,235	21%
Achham	14,255	29%
Total/Average	121,351	26%

% of female population with disability ²

District	Percentage
Kailali	1.8%
Doti	3.2%
Kanchanpur	1.8%
Dadeldhura	3.2%
Baitadi	2.7%
Darchula	2.4%
Bajhang	2.4%
Bajura	3.9%
Achham	3%
Average	2.7%

% of female population aged 5 and above illiterate ³

District	Percentage
Kailali	40%
Doti	54.2%
Kanchanpur	36.8%
Dadeldhura	44.4%
Baitadi	48%
Darchula	44.6%
Bajhang	56.6%
Bajura	54%
Achham	53.1%
Average	48%

POLITICAL PARTICIPATION

At least
1,468
women elected as
ward members,
among whom
734 Dalit women,
out of 3,670 ward members⁴

1 woman mayor elected



Nepal has set a national target of

42%
women in local bodies by
2030⁵

MIGRATION ⁶



8.7%
of women aged 15-49
migrated in the past
10 years

80.3% within Nepal
19% to India
0% to Middle East
0.7% to others

BANK ACCOUNT ⁷



33.7%
of women aged 15-49
use a bank account

EDUCATION ⁸



40.9%
of women aged 15-
49 have no
education

4.6% of women aged 15-49 completed primary education
8.4% of women aged 15-49 completed secondary education
11.3% of women aged 15-49 have more than secondary education

⁴These numbers are based on the quota positions and do not include the 62 ward chairs or the 264 women elected to non-quota ward seats.

ACCESS TO TECHNOLOGY ⁹



66.1%
of women aged 15-49 own a phone



8.8%
of women aged 15-49 have ever used internet



Nepal has set a national target of

98%

of women aged 15-24 years using internet by

2030¹⁰

ACCESS TO MEDIA ¹¹

50.6%

of women aged 15-49 access no media in a week



25.9%
of women aged 15-49 watch television once a week



2.7%
of women aged 15-49 read a newspaper once a week



32.9%
of women aged 15-49 listen to the radio once a week

OWNERSHIP OF HOUSE AND LAND ¹²



96.8%

of women aged 15-49 do not own a house

2.8% of women 15-49 own a house alone
0.3% of women 15-49 own a house jointly

96.5%

of women aged 15-49 do not own a land

3.1% of women 15-49 own land alone
0.2% of women 15-49 own land jointly

DECISION MAKING IN PRIVATE SPHERE¹³



SPOUSAL SEPARATION¹⁴

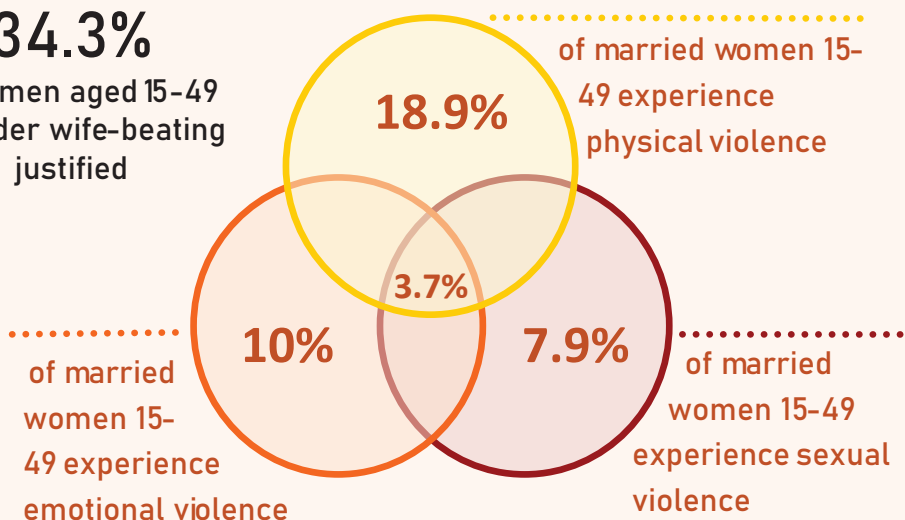


36.5%

of married women have their husband living away

SPOUSAL VIOLENCE¹⁵

34.3%
of women aged 15-49 consider wife-beating justified



VIOLENCE AGAINST WOMEN¹⁶


17.4%
of women aged 15- 49 have experienced physical violence

7.5%
of women aged 15- 49 have experienced sexual violence

64.9%
of women aged 15- 49 who have ever experienced violence have never sought help nor told anyone

Nepal has set a national target of **6.5%** of women aged 15-49 experiencing physical/sexual violence by **2030¹⁷**

EMPLOYMENT TO POPULATION RATIO ¹⁸

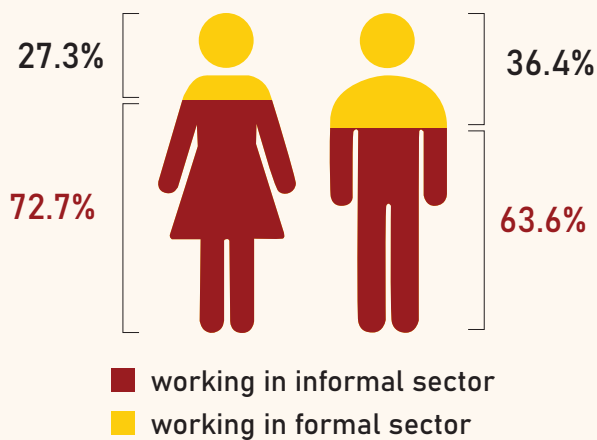


WOMEN EMPLOYMENT BY OCCUPATION ¹⁹

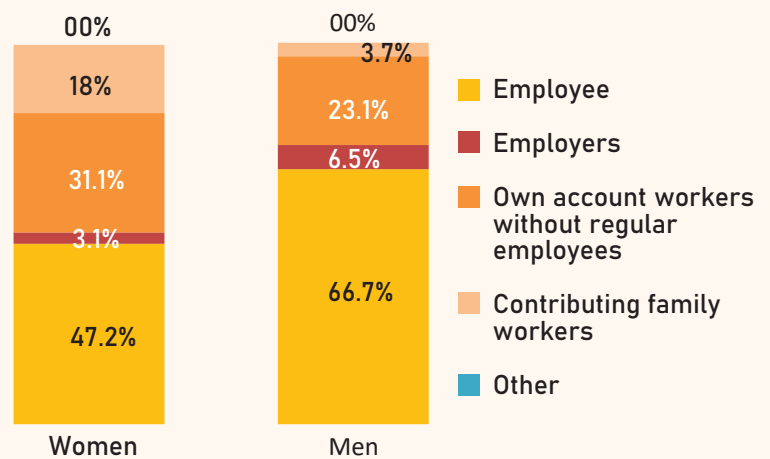


Managers	0
Professionals	16,000
Technicians and associate	9,000
Clerical support	3,000
Service and sales	33,000
Skilles agriculture, forestry and fishery	37,000
Crafts and related trades	15,000
Plant and machine operators	2,000
Elementary occupations	46,000
Others	0
Total	161,000


EMPLOYMENT BY SECTOR ²⁰



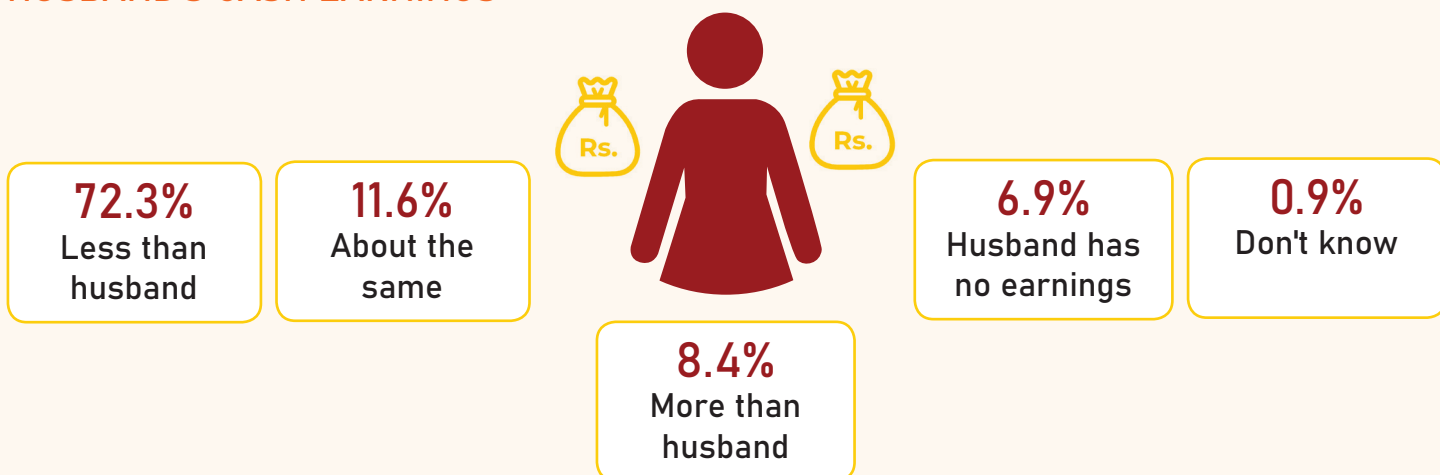
STATUS IN EMPLOYMENT ²¹



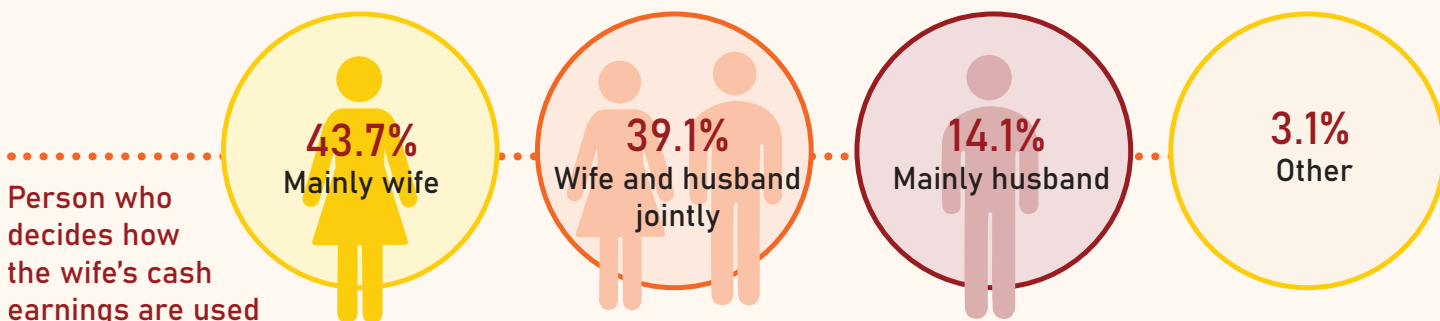
MONTHLY EARNINGS ²²



MARRIED WOMEN AGED 15-49 CASH EARNINGS COMPARED WITH HUSBAND'S CASH EARNINGS ²³



DECISION ON USE OF 15-49 MARRIED WOMEN'S CASH EARNINGS ²⁴



Source: Central Bureau of Statistics, 2012, Nepal Population and Housing Census 2011, : map at page 39, ¹page 113-114, ²page 215-216, ³page 228-229.
 Ministry of Health and Population, 2017, Nepal Demographic Health Survey 2016, ⁴pages 30-31, ⁵page 322, ⁶page 52, ⁷page 322 & 60, ⁸page 56, ⁹page 315, ¹⁰page 325, ¹¹page 51, ¹²pages 327&355, ¹³pages 348, 349, 351 & 362, ¹⁴page 312-Table 15.2.1, ¹⁵page 312 Table-15.2.1.
 National Planning Commission, 2017, Sustainable Development Goals: Status and Road Map 2016-2030, ¹⁶page 54, ¹⁷page 55 and ¹⁸page 53.
 Report on the Nepal Force Survey 2017/2018 : ¹⁹page 13-Table 3.3, ²⁰page 90-Table 3.2, ²¹page 98-Table 3.9, ²²page 94-Table 3.5, ²³page 117-Table 3.32.
 Icons: @thenounproject; @theglobalgoals